

SAFETY DISCLOSURE & EVACUATION INFORMATION

Smoke/Carbon Monoxide Detectors

Each residence is required to be equipped with smoke/carbon monoxide (CO) detectors, many of which operate using batteries as a primary or back-up source of power. Residents are required to test detectors monthly and replace batteries when needed. If a unit does not operate after replacing battery, please promptly submit a work order at **workorder.wallawalla.edu**. Detectors may not be disabled. Tampering or not replacing batteries as needed will result in a fine and/or disciplinary action.

Carbon Monoxide Poisoning

Signs and symptoms of carbon monoxide (CO) poisoning include headache, fatigue, dizziness, shortness of breath, nausea, and confusion. If you have any of these symptoms or your alarm sounds, go outside to fresh air immediately and call **911**. At high levels, CO can cause death within minutes.

Fire Extinguishers

Fire extinguishers are available to all residents in Village Housing. Please make yourself aware of where the closest fire extinguisher is located in case of emergency.

Apartment Communities

Fire extinguishers are located outside.

Single- and Multi-Unit Houses

Fire extinguishers are located inside (at least one per floor in multi-unit houses).

Fire Sprinkler Systems

Fire sprinkler systems are installed in all Mountain View Apartments and at 112 W Whitman Dr (units 1, 2, & 3).

Emergency Notification Plan

Walla Walla University maintains an Emergency/Incident Management Plan (EMP) that contains provisions to provide immediate emergency response and evacuation in an emergency situation. In the event of an immediate threat to the health and safety of students or employees, the WWU Administration may, in due condition of the prevailing circumstances, follow aspects of the EMP notification procedures.

The EMP is also used to implement WWU's emergency notification systems. These systems include text and voice messaging services, building evacuation alarms, and an all-campus shelter siren.

Emergency Relocation Plan

In the event of an emergency where relocation is necessary, residents will be moved to the residence halls.

Emergency Evacuation Assembly Areas

Apartment Communities

Each apartment community has an evacuation assembly area. Please see the evacuation map for details.

Single- and Multi-Unit Houses

Residents are responsible for creating their own evacuation plan in case of emergency.

Smoking Policy

Smoking on university premises, including WWU-owned off-campus housing, parking areas, sidewalks, and alleys is not allowed.

HOW TO USE A FIRE EXTINGUISHER

P A S S

Pull the pin in the handle

Aim the nozzle at the base of the fire

Squeeze the lever slowly

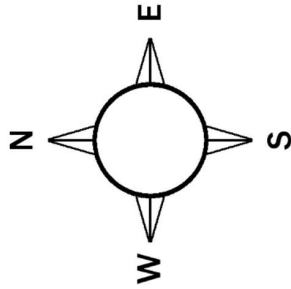
Sweep from side to side

Life-Threatening Emergencies/Fire

Call **911**

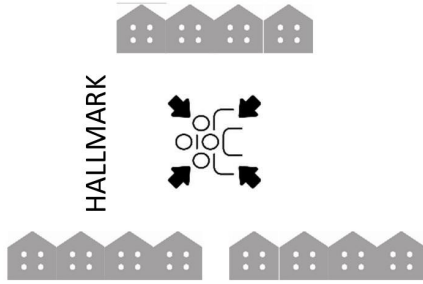
College Place Police Dispatch
(509) 525-1960

Campus Security
(509) 527-2222



VILLAGE HOUSING EVACUATION ASSEMBLY MAP

For Apartment Complexes



Birch Apartments

The assembly area is in the center of the sidewalk in front of the Birch apartments, along NE Birch Ave.

Mountain View Apartments

The assembly area is in the field just north of the Mountain View apartments and toward the community garden.

Faculty Court Apartments

The assembly area is northeast of the Faculty Court apartments in the gravel parking area, near Birch apartments.

University Studios

The assembly area is west of the University Studios, in the grassy area across the parking lot from the University Guestrooms.

Hallmark Apartments

The assembly area is in the grassy area between the Hallmark apartments on Collage Avenue and Ash Avenue.

To learn more, contact Village Housing.

- (509) 527-2109
- village@wallawalla.edu
- wallawalla.edu/village

N. College Ave.

NE A St.

UNIVERSITY
GUESTROOMS



UNIVERSITY
STUDIOS

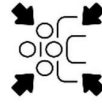


BIRCH



NE Birch Ave.

FACULTY
COURT



MOUNTAIN VIEW



Walla Walla
University

E. Whitman Dr.